



Advanced Technology that Feels
Delicate, Comfortable, and Convenient



SIS-DENTAL INC



Optimal Experience for Clinicians and Patients



Streamlined and Flexible

Maximize the utilization of your clinic space with G7. Right-to-left conversion, 60° Swiveling chair, and rotatable armrest are all featured in G7.



State-of-the-art Technology

We have integrated state-of-the-art technology into G7. Experience convenience and efficiency through meticulously designed functions.



Optimal Comfort

Our top priority is ensuring the comfort of patients. The backrest, designed to be slim and ergonomic, along with the synchronized tilt mechanism seat ensures that patients experience relaxation and ease throughout their treatment.

G7 Chair

Ergonomic Design Backrest

The backrest is slim and ergonomically designed, providing both patient comfort and enabling dentists to achieve an optimal position with enough space for their knees underneath.

Synchronized Tilt Mechanism

Synchronized tilt mechanism with backrest and seat provides a smooth motion and relaxed experience for patients.

Effortless Time Saving with Position Memory System

The memory function allows you to save chair time by setting three frequently used positions.

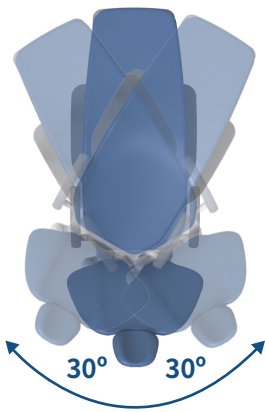
Right-to-Left Conversion

Easy to switch the position from right-to-left.
No need to purchase separate chairs for the left position.
Experience improved space utilization in the clinic with G7.




60° Rotation with Swivel Brake

With a 30-degree rotation to the left and right, you can easily find optimal positions during treatment.




Rotatable Right/Left Armrest

The armrest can be swiveled by 130° for the patient's convenience to enter or exit from the chair.



Enhanced Safety

To prioritize safety during chair operation, two safety switches (on the seat link and chair swing arm) and an emergency stop switch are incorporated. This ensures a secure environment for both patients and operators.



Flexible Positioning Headrest (Double Articulating Push Button Headrest)

A double articulating push button headrest allows for easy adjustment of multiple angles with a simple lever press, ensuring optimal positioning for patients, including those with children and disabilities.



Sophisticated Chair Base

Sophisticated chair base design with highly durable steel and aluminum castings.


Air/water filters, a regulator, and a master shut-off valve are included in the junction box.



G7 Delivery System

Flushing Switch

With the inclusion of a flushing switch, the chair allows for the efficient discharge of any residual water inside the table. It effectively prevents cross-contamination and ensures the highest standard of hygiene.



Movable Instrument Tray

The movable instrument tray offers enough spaces for other tools.

Stable and Flexible Arm with Air Brake

With the button-operated air brake, it provides robust support to prevent any shaking or tilting down of the table arm during usage. It is capable of supporting a maximum weight of up to 7.7lbs.



LCD Control Pad

Easily access chair operation information through LCD screen.



Master On/Off Switch

The master switch activates the power, water, and air supply simultaneously.



Air/Water Pressure Control Knob

Equipped with individual knobs for adjusting the water of each handpiece and an air pressure control knob. It allows for precise control and more refined adjustments.

G7 Assistant Systems



Detachable Instrument Tray

Mounted with one 3-Way syringe (Syringe tips are autoclavable), two high-volume evacuators, one saliva ejector, and suction filters.

G7 Cupsidor



City/Bottled Water Switch System with 2L Distilled Water Bottle




Air/Water Quick Disconnects



Ergonomic Ceramic Spittoon

G7 Upholstery



Champagne

Light blue

Navy

Misty gray

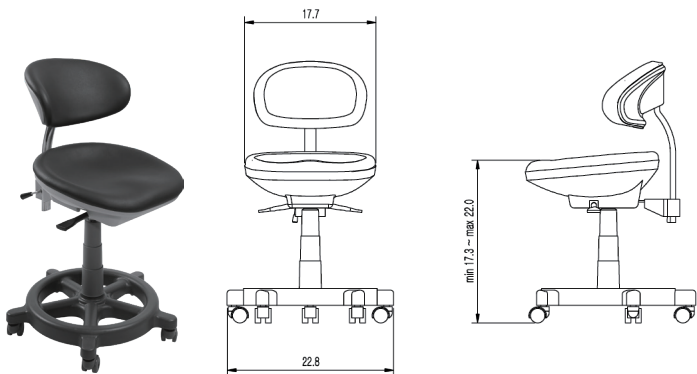
Purple

Black



G7 Dental Stools

Sante stool (Doctor Stool)



Seat

Seat wide 17.7"

Seat height adjustment Min 17.3" ~ Max 22.0"

Seat cover and backrest material Luxury textured artificial leather

Base

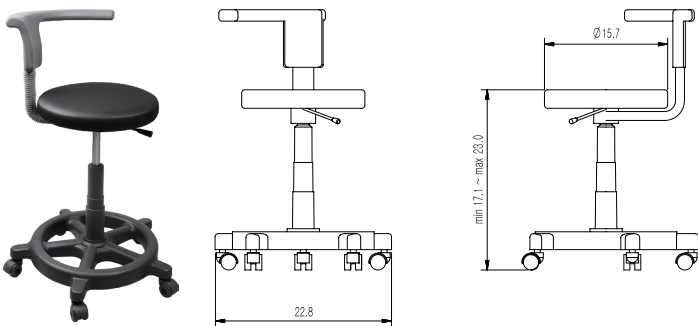
Base size 22.8" (5 casters)

Base material Urethane coating

Etc

Height and tilt adjustment Available

Taurus Stool (Assistant Stool)



Seat

Seat wide 15.7"

Seat height adjustment Min 17.1" ~ Max 23.0"

Seat cover and backrest material Luxury textured artificial leather

Base

Base size 22.8" (5 casters)

Base material Urethane coating

Etc

Height and tilt adjustment Available

Right or left handed Left handed

G7 Operating Light

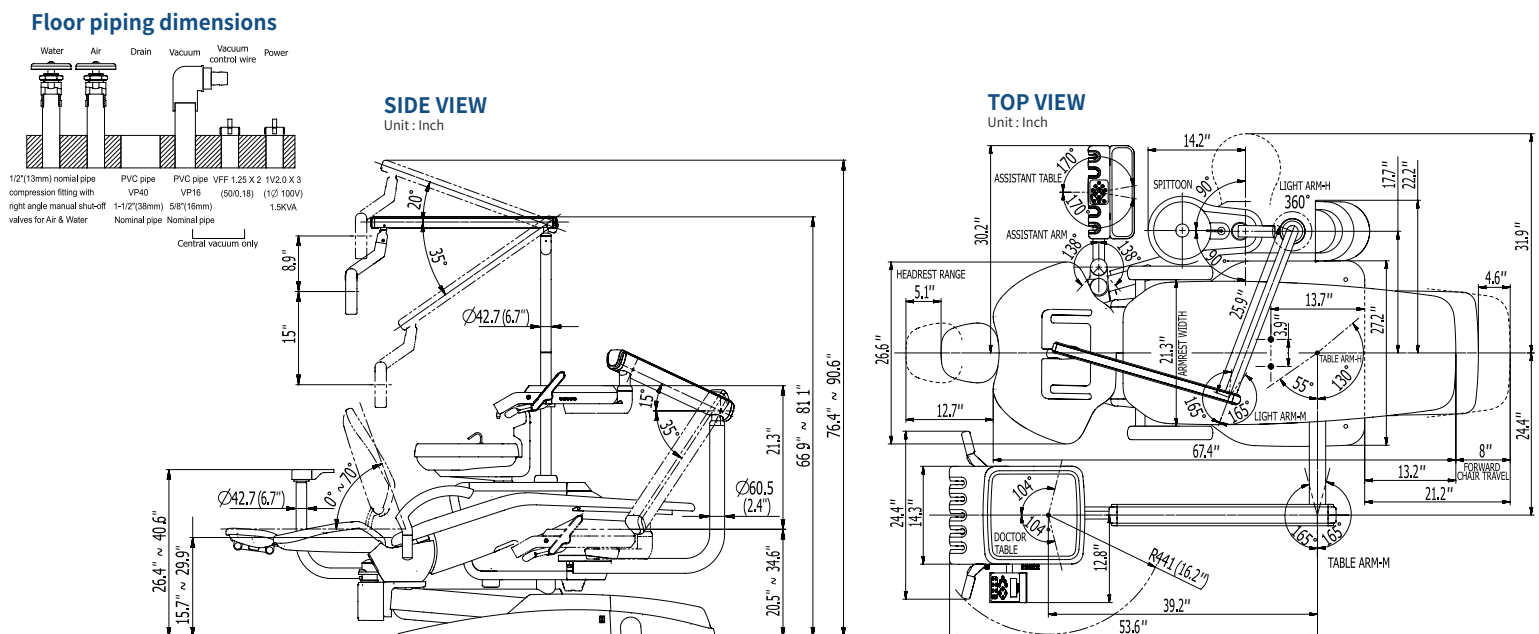
Touchless Sensor LED Light

Experience both sanitation and convenience through the simple operation of LED light.

- Easily power on/off and adjust composite modes via a touchless sensor.
- The convenient 3-axis movement control ensures precise positioning of the light.
- With the press of a button, the light handle becomes easily detachable and easy to clean.



Operating light specifications	
Weight	3.88lbs
Light source	4 White light-emitting diodes (LED) and 2 White light-emitting diodes (LED) (with filters)
Illuminance	Adjustable from < 10,000 to > 30,000 lux acc. to ISO 9680
Light control	Non-touch sensor
Color temperature	5000K±10%
Color rendering index(Ra)	≥90
Unit model power connection	AC 24V
Power consumption of operating light	Rated Power < 25VA
Protection class	The unit supplying power corresponds to protection class
Degree of protection against ingress of water	Ordinary equipment (IPX 0 - without protection against ingress water)
Modes of operation	Continuous operation
Transport and storage conditions	Temperature: -40°C ~ +70°C / Relative humidity: 10% ~ 95%
Operating conditions	Ambient temperature: 10°C ~ 40°C / Relative humidity: 30% ~ 85%





Shinhung.Co.Ltd.

450, Cheongpa-ro, Jung-gu, Seoul, Korea
Tel: 82-2-6366-2041 / Fax: 82-2-6366-2131
E-mail: export@shinhung.co.kr
www.shinhung.com

SIS-DENTAL INC

6131 ORANGETHORPE AVE SUITE 410, BUENA PARK, CA 90620, USA
Tel: 714-752-6001
www.shinhungimplant.com
E-mail: jessica@shinhung.com